



EVO

Shaft Alignment

Horizontal Alignment
Vertical Alignment

GuideU

Our Graphical User Interface, Your Measurement Guide

Our patented icon-based and color-coded user interface makes it easy to measure, align, and document each job. In order to minimize the risk of operator errors, we developed an icon-driven, adaptive user interface for the EVO system.

This *adaptive user interface* guides the user throughout the job in logical and easy to follow steps. It will deliver measurement and correction values based on what the system finds during the measurement process. This eliminates confusion for less-experienced users and provides ease of access throughout a measurement with the EVO system

An All Digital Tool

Fixturlaser was the first to use the digital CCD technology in sensors of this kind and, hence, the first to deliver a digital shaft alignment system to the market. With a 30 mm CCD detector, you are able to obtain unparalleled repeatability together with outstanding precision alignment, regardless of ambient light and measurement environment. The benefit over the older analog PSD technology is unmatched with regards to the capability of filtering and refining the measurement data.

Another benefit is the size of the sensors that are very compact, only 33 mm thick, and therefore easy to fit into even the tightest spaces.

Animated arrows indicating adjustment orientation and misalignment magnitude

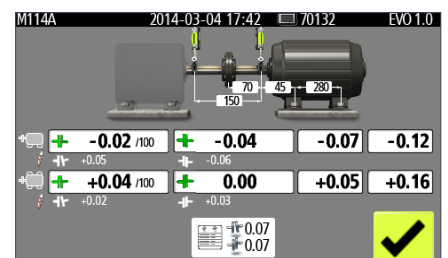
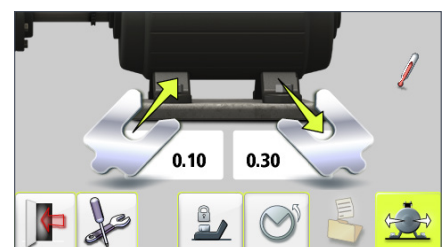
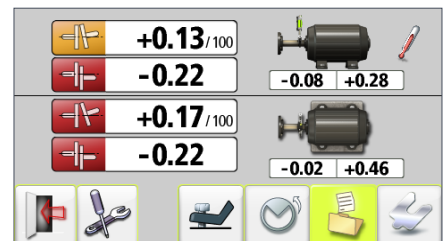
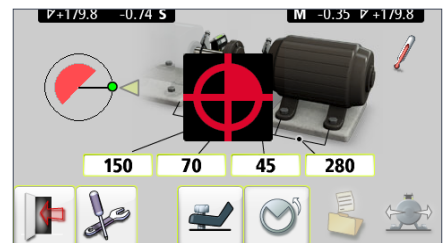
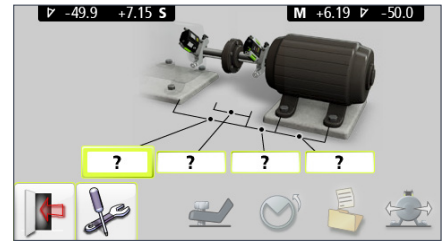
IP65 sealed rubberized frame



Instant battery check

Icon-based and color-coded user interface ⇒ language-free user interface

Integrated Bluetooth for wireless communication between display unit and smart sensors



Instant battery check – in both on and off mode

30 mm digital sensor detector + line laser eliminates rough alignment ⇒ short setup time

Large 30 mm digital sensor detectors ⇒ capacity to handle long measurement distances and large angular misalignment errors

Digital signal processing ⇒ less sensitive to ambient light, improved side spot rejection and edge detection

Built-in dual inclinometers to detect backlash and obtain angular values during measurement in horizontal alignment

Thinnest smart sensors on the market



acoem

Alignment Intelligence

Edge Technology for Innovative Shaft Alignment
 ACOEM realized an industry-first with the introduction of touch screens in 1996, and we have maintained this edge by continuing to introduce game-changing technologies that include being first to the market with:

- 3D graphics
- Dual digital sensor with visible line lasers
- Wireless communication between display unit and smart sensors
- Inclometers in both smart sensors

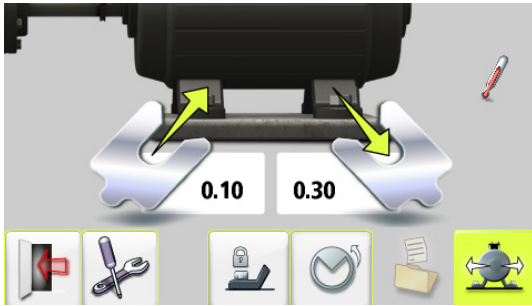


Simplicity in Your Hands

- EVO, is all about evolved simplicity.
 It is a product without the frills and the bling bling. It stays true to our core values: simplicity, user friendliness and innovative techniques. The EVO offers a compact display unit with a 5" color touch screen. It is slim and balanced, allowing you to hold it in one hand, leaving your other hand free to touch the screen icons and rotate the shafts.
 It has a clean and color coded graphic user interface that helps the maintenance professional throughout the measurement and alignment process without any hassles and stress.
 The EVO comes with an extensive shaft alignment package, including the Feetlock function that is useful in base/bolt-bound machine situations.

VertiZontal

– Acoem has developed an adaptive user interface, i.e. a user interface that actually tells you what to do based on your measurement results. With the VertiZontal Moves feature, we have brought to you one of the most innovative and time saving features in the shaft alignment world.
 The adaptive user interface shows how much a misaligned machine requires to be adjusted by adding or removing shims at the machine's feet. When proceeding with the measurement, you no longer need to remeasure in between the vertical and the horizontal adjustment during the adjustment process. The following horizontal adjustment is promptly carried out with real values displayed.



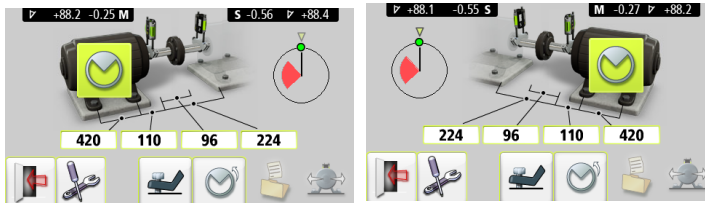
Sensor technology

– We have chosen to use CCD technology in our sensors, a digital technology commonly used in all digital cameras.
 The benefit over the older analog PSD technology is unmatched with regards to the capability of filtering and refining the measurement data. With this second generation scientific grade CCD sensor, we can now obtain an unparalleled repeatability together with outstanding results regardless of ambient light and measurement environment. With dual high performance inclinometers in each head, and the improved algorithms, we provide precision alignment at a completely new level.



Pick Your View with the Screen Flip

– Pick Your View with the Screen Flip
 Confusing when the display screen does not show the machine from the same angle as yours? No problem, we have a solution for that as well – the Screen Flip. It enables you to see the machine set-up from the actual view that you have of the machine.

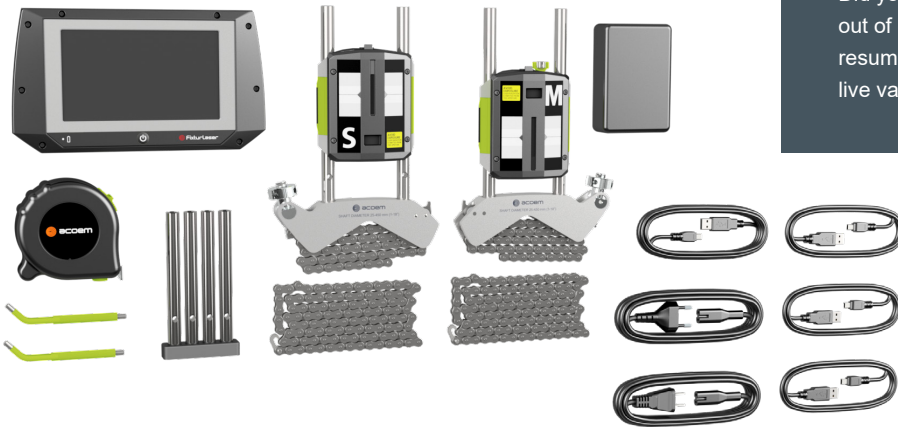


True Live

You Always Know Your Machine's Position with a EVO Alignment System

The EVO will always show you the exact machine position. No doubts, no guessing games, thanks to another of our industry-first technologies, the use of two smart sensors with laser beams and inclinometers monitoring both shaft positions simultaneously. Did you interrupt the laser beam? Or move the machine's position out of detector range? Not a problem, our smart sensors will resume with an updated machine position and always deliver live values to you.

In the case



1. Display unit
2. S3 Shaft brackets complete
incl. 4 rods, 150 mm Chain, 470 mm
3. M3 Shaft brackets complete
incl. 4 rods, 150 mm Chain, 470 mm
4. USB cable
5. Power cable
6. Tape measure 5 m
7. Chain 8 mm (L 970 mm)
8. Power supply 4 USB ports

EVO - COMPLETE SYSTEM

Weight (incl. all standard parts): 5,4 kg (11,9 lbs)

DISPLAY UNIT

Weight: 0,36 kg (12,8 oz)
 Dimensions: 103mm x 181mm x 29 mm
 (4,0 in x 7,1 in x 1,1 in)
 Environmental protection: IP 65
 Display size: 5" (127mm, 5,0 in) diagonal
 (111 x 63 mm, 4,3 x 2,5 in)
 Operating time: 8 hours continuous use

TD UNITS

Weight: M3 212 g (7,5 oz) S3 188 g (6,6 oz)
 Dimensions: 92mm x 77mm x 33mm (3,6 in x 3,0 in x 1,3 in)
 Environmental Protection: IP 65
 Measurement Distance: Up to 10 m
 Detector: 2nd generation digital sensor
 Detector Length: 30 mm (1,2 in)
 Detector Resolution: 1 µm (0,04 mils)
 Measurement Accuracy: 0,3% ± 7 µm (0,3% ± 0,27 mils)

SHAFT BRACKETS

Shaft diameter: Ø 25 – 175 mm (1in – 6.9in)
 With extension chain
 Ø 25 – 450 mm (1in – 18in)
 Rods: 4 pcs d=10 mm (0,4in) L=100 mm (4in)



Horizontal Shaft Alignment

Determine and correct the relative position of two coupled, horizontally mounted, machines. When aligned the rotational center of their respective shafts will be collinear.



Vertical Shaft Alignment

Determine and correct the relative position of two vertically/flange mounted machines. When aligned the rotational center of their respective shafts will be collinear.



Softcheck™

Softcheck™ checks if there is a soft foot condition, i.e. when the motor is not resting firmly on all its feet.



Target Values

Pre-set target values before starting your alignment work when you have determined the machines thermal expansion.



Feetlock™

Solution to solve base-bound and/or bolt-bound machines.



Screen Flip

Select Screen Flip in the settings and it will enable you to see the machine set-up from the actual view that you have of the machine.



Resume function

An exceptional power management function that allows you to pick up where you were in the event of an unexpected power cut.



Memory Manager

Name your alignment and measurement report and save it in the Memory Manager. In the Fixturlaser EVO, you have the capacity to save up to 1200 measurement reports. They are also easily transferred to a PC via USB cable.



acoem

ACOEM France – Lyon
 Headquarters
 200 chemin des Ormeaux
 69578 Limonest Cedex France
 Tél : +33 4 72 52 48 00
 Tél : +1 804 379 2250
 www.acoem.com

ACOEM SWEDEN
 P.O. Box 7, SE - 431 21 Mölndal, SWEDEN
 Tel: +46 31 706 28 00, E-mail: info@acoem.com
 www.acoem.com

