


INDUSTRY



AT-200

Express Shaft Alignment

- Horizontal Alignment
- Vertical Alignment

acoem.com



Our Graphical User Interface, Your Measurement Guide

Our patented icon-based and color-coded user interface makes it easy to measure, align, and document each job. In order to minimize the risk of operator errors, we developed an icon-driven, adaptive user interface for the RT-300 system.

This *adaptive user interface* guides the user throughout the job in logical and easy to follow steps. It will deliver measurement and correction values based on what the system finds during the measurement process. This eliminates confusion for less-experienced users and provides ease of access throughout a measurement with the RT-300 system. To add to the enhanced user experience, we have given the interface a game-like 3D graphic look facilitating unmistakable interpretation of any error.

With the AT-200 alignment tool, ACOEM takes

alignment into the Industry 4.0 era of doing things?. The AT-200 is a smart app-based alignment tool with the patented graphical user interface, GuideU, that lends the tool an industry-leading ease-of-use.

Connectivity, mobile devices, cloud-based platform, apps are integrated in the AT-200 making it a tool for short response time between machine failures and corrective actions. The smart sensors use CCD technology for a superior measurement performance and precision alignment.



Shaft Alignment – No doubts, no guessing games, thanks to the industry-first use of technologies of two smart sensors with visible laser beams and inclinometers monitoring both shaft positions simultaneously.

Did you interrupt the laser beam? Or move the machine's position out of detector range? Not a problem, our smart sensors will resume with an updated machine position and always deliver live values to you.

IP65-certified sensor design that can withstand harsh environments.

Integrated Bluetooth for wireless communication between display unit and smart sensors

30 mm digital sensor detector + line laser eliminates rough alignment and short setup time

Premounted fixtures and small sensors provides quick setup also on machines with limited space.

Thinnest smart sensors on the market



AT-200 In the case

- Sensor, M7/S7 - Magnetic base ON/OFF - Rod kit NXA - 2 pcs. Chain 8 mm 60 links (L=970 mm) - Tape measure 5 m - 2 pcs. V-bracket complete - 2 pcs. Angled universal tool - Ext power cable EUR 2m - Extension fixture 49mm - Ext power cable US 2m - USB-cable A-mini B 2m - USB-cable A-micro B 1,5m - Sensor stand (without magnetic base) - Power supply 5 USB-ports 5 VDC - Adjustable probe tip



acoem

Edge Technology for Innovative Shaft Alignment

ACOEM realized an industry-first with the introduction of touch screens in 1996, and we have maintained this edge by continuing to introduce game-changing technologies that include being first to the market with:

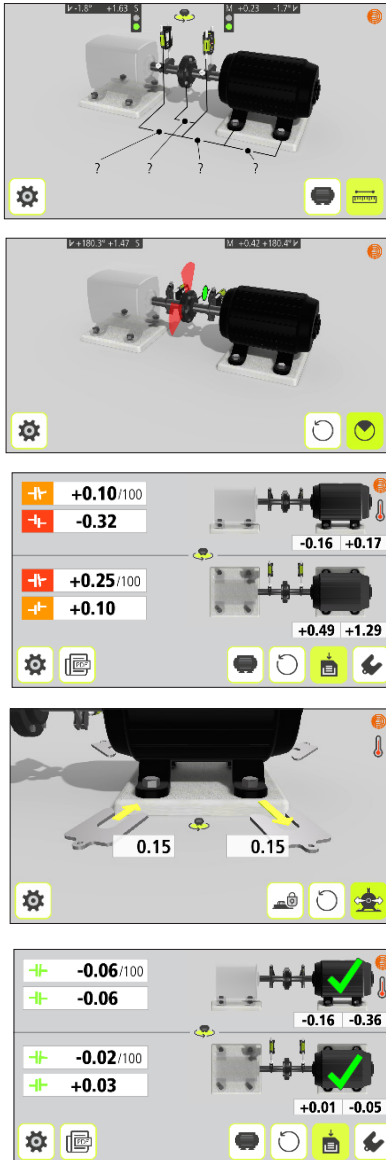
- 3D graphics
- Dual digital sensor with visible line lasers
- Wireless communication between display unit and smart sensors
- Inclinometers in both smart sensors
- Gyroscopes in both smart sensors
- Gyroscopes in the display box that enable the patented walk-around OmniView™ feature in our user interface

Adaptive User Interface Working with Smart Sensors

The RT-200 comes with an adaptive user interface that guides you throughout the measurement of your machines. The smart sensors we have developed include the latest technology on the market, enhancing the measurement performance to an industry-first level.



Shaft Alignment



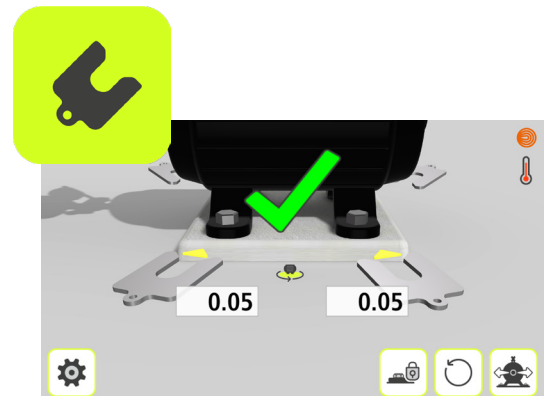
The PDF report function provides a fast on site reporting available for converting saved measurement reports into PDF files.

Ease Of Use – Thanks to our patented, color-coded and icon-based user interface, the operation of the RT-200 is intuitive and adaptive minimizing the risk of operator errors and wrong interpretations of the result.

True Live – Wireless alignment sensors with high tolerances for detrimental external factors, such as vibrations and ambient light, and delivers the most accurate and precise measurement values compared to any other system. Measurement values are automatically registered throughout the entire measurement process. Line laser with 30 mm sensor virtually eliminates rough alignment, a huge time saver. Very compact, only 33,5 mm in width, the sensor units will fit in the tightest spots. The sensor units contain gyroscopes and supports the VertiZonal™ method, i.e. vertical and horizontal adjustments in one shot.

VertiZonal™ Moves

Measure Once, Move in Two Directions
The VertiZonal™ Moves feature displays exactly how much a misaligned machine needs to be adjusted, by adding or removing shims to the machine's feet. No more re-measuring between the vertical and the horizontal phases to correct the horizontal misalignment. This industry-first function saves time and ensures accuracy the first time around. Time savings mean cost savings for the maintenance department, the production department. In short, savings for the entire company.



You Always Know Your Machine's Position with a ACOEM system. The RT-300 will always show you the exact machine position. No doubts, no guessing games, thanks to another of our industry-first technologies, the use of two smart sensors with laser beams and inclinometers monitoring both shaft positions simultaneously.

Did you interrupt the laser beam? Or move the machine's position out of detector range? Not a problem, our smart sensors will resume with an updated machine position and always deliver live values to you.

S7/ M7

Housing Material:	Anodized Aluminum frame and high impact ABS plastic overmolded with TPE rubber
Operating Temp:	-10 to 50°C (14 to 122°F)
Storage Temp:	-20 to 70°C (-4 to 158°F)
Battery Charging Temp:	0 to 40°C (32 to 104°F)
Relative humidity:	10 – 90%
Weight:	M7: 212 g (7,5 oz) S7: 188 g (6,6 oz)
Dimensions:	92mm x 77mm x 33mm (3,6 in x 3,0 in x 1,3 in)
Environmental protection:	IP 65 (Dust tight and protected against water jets)
Laser:	650 nm class II diode laser
Laser line fan angle:	6°
Laser line divergence (full angle):	0.25 mrad
Laser power:	< 1 mW
Measurement distance:	Up to 10m
Detector:	2nd gen. digital sensor
Detector length:	30mm (1,2 in)
Detector resolution:	1 µm
Measurement accuracy:	0,3% ± 7 µm
Signal processing:	Digital signal processing with Sidespot rejection, edge detection, ambient light elimination and anti-vibration mode
Inclinometer:	Dual High Performance MEMS inclinometers
Inclinometer resolution:	0,01°
Inclinometer accuracy:	±0,2°
Wireless communication:	Class I Bluetooth transmitter
Communication range:	10 m (33 ft)
Charging:	5V, 0,5A
Power supply:	High performance Li Ion battery or external power.
Operating time:	17 hours continuous use (measuring)
Battery Charging time (system off, room temperature):	8 h



Feet lock function

This function allows you to select which feet are locked and which feet are adjustable. Feet Lock is available both in shimming and alignment.



VertiZonal™ Moves

Measure Once, Move in Two Directions
The VertiZonal™ Moves feature displays exactly how much a misaligned machine needs to be adjusted, by adding or removing shims to the machine's feet.



Softcheck™

Possible to measure directly on the foot and obtain exact shim values to eliminate the softfoot condition.



Target Values

Pre-set target values used in your alignment work when you have to compensate for the machine's thermal expansion.



PDF REPORT

The PDF report function provides a fast on site reporting available for converting saved measurement reports into PDF files.

Additional:



Pre Alignment

The Pre-alignment probe performs a multitude of applications that will improve your machines' health and life



Machine Defender

Machine diagnostic probe with the Accurex™ built into the system.



ACOEM Cloud

Cloud solution that collects all measurement data from your machines.



ACOEM France – Lyon
Headquarters
200 chemin des Ormeaux
69578 Limonest Cedex France
Tél : +33 4 72 52 48 00
Tél : +1 804 379 2250
www.acoem.com

ACOEM SWEDEN
P.O. Box 7, SE - 431 21 Mölndal, SWEDEN
Tel: +46 31 706 28 00, E-mail: info@acoem.com
www.acoem.com

